

**KHSAA TITLE IX
ANNUAL REPORT SUBMISSION
STATUS REPORT
2009-2010**

KHSAA
Form T65
Revised 4/09

TO: KHSAA Member School Superintendents, Principals, and Athletic Directors

FROM: Brigid L. DeVries, Commissioner
Darren Bilberry, Assistant Commissioner

DATE: April 29, 2010

School	Male High School	Reviewed by	Martha Mullins
--------	------------------	-------------	----------------

The following is a status report regarding the required 2009-2010 Title IX Annual Report submission of forms due into the KHSAA office by April 15, 2010. Appropriate KHSAA Audit Team personnel have reviewed these forms and the following is a summary of this review.

I. Checklist of Forms properly submitted in a satisfactory manner:

X	GE 19 (Annual Verification)	X	T-35 (Budget Expenses)
X	T-1 (Summary Program Chart 1)	X	T-36 (Budget Expenses)
X	T-2 (Summary Program Chart 2)	X	T-41 (Checklist - Overall Interscholastic Program)
X	T-3 (Summary Program Chart 3)	X	T-60 (Corrective Action Plan)
X	T-4 (Summary Program Chart 4)		T-63 (Interscholastic Survey Results)

II. Status

A.		2009-2010 Forms are satisfactory and no further information or action is necessary at this time.
B.	X	Errors have been noted with respect to the following forms: Form T-63, p. 1: Resubmit with data requested regarding enrollment and number of students surveyed, by May 15, 2010.
C.		The following forms were omitted and must be submitted by school representatives:
D.	X	According to the 2009-2010 data, the school appears to be meeting the standards established in: <input type="checkbox"/> Test 1 (Athletic participation is proportionate to enrollment) <input type="checkbox"/> Test 2 (History and continuing practice of program expansion) <input checked="" type="checkbox"/> Test 3 (Full and effective accommodation of interests and abilities)
E.	X	Other Recommendation and Comments: Good report!



**KENTUCKY HIGH SCHOOL ATHLETIC ASSOCIATION
2009-2010 ANNUAL VERIFICATION OF TITLE IX PROCEDURES**

KHSAA Form GE19
Rev. 2/2009

APR 20 2010

(To be submitted by April 15, 2010 along with other required forms)

The MALE High School, LOUISVILLE, Kentucky
(Name of High School) (City)

certifies to the Kentucky High School Athletic Association that the following is an accurate and true representation of the facts surrounding compliance with 20 U.S.C. Sections 1681-1688, et. Seq. (also known as Title IX). **I certify the following provisions in accordance with records at the school contained in the permanent Title IX file, at least one copy of which must be maintained in the Principal's office, and to the best of my knowledge have completed the following tasks:**

I. Established a gender equity committee at the high school. (List committee personnel and provide attachment if necessary)

Name	Address	Phone	Title (Supt., Principal, Student, Parent, Coach, Etc.)
John Kelsey	4409 Preston Hwy	(502) 485-8972	Athletic Director
John Hammond	4409 Preston Hwy	(502) 639-9930	Softball Coach
Leslie Scully	4409 Preston Hwy	(502) 681-3065	Girls Basketball Coach
Jenny Edelen	4409 Preston Hwy	(502) 485-8292	Assistant Principal
Kim Christensen	4409 Preston Hwy	(502) 291-3293	Parent
Jeff Johnston	4409 Preston Hwy	(502) 553-0296	Parent/Girls Soccer Mgr
Jason Neuss	4409 Preston Hwy	(502) 552-9308	Boys Track Coach
Shelby Christensen	4409 Preston Hwy	(502) 935-3293	Student-Athlete
Taylor Hafling	4409 Preston Hwy	(502) 338-5741	Student-Athlete
Katie Johnston	4409 Preston Hwy	(502) 599-3128	Student-Athlete

II. Scheduled a minimum of three meetings during the 2009-2010 school year on the following dates:

November 17, 2009
March 17, 2010
May 20, 2010

III. Designated the following person(s) as the Title IX coordinator for the school:

Name	Title	Address	Phone
John Kelsey	Athletic Director	4409 Preston Hwy	(502) 485-8972

IV. Designated the following person(s) as the Title IX coordinator for the district:

Name	Title	Address	Phone
Cheryl Walker	Dir. Of Compliance	3332 Newburg Rd	(502) 485-3841

School personnel are continuing to make periodic reviews of the boys' and girls' athletics program reflected in the Corrective Action Plan.

In addition to the above information, the above referenced school maintains a complete permanent file relative to Title IX records including copies of the self-assessment audit, all corrective action plans, and other related materials.

B. Lee Boehm
Principal's Signature

3-23-10 20
Date

Sheldon A. [Signature]
Superintendent Signature

Hebbie Wesshead
School Board Chairpersons' Signature

(Send original copy to KHSAA - Maintain duplicate in Title IX school folder)



**ACCOMMODATION OF INTERESTS AND ABILITIES
SUMMARY PROGRAM CHART (Form T-1)**

Participation Opportunities: Test One - Proportionality

		(Column 1)	(Column 2)	(Column 3)	(Column 4)
	Program	Enrollment	Percentage of Total Enrollment	Number of Interscholastic Participants (double and triple count)	Percentage of Total Participation
Row 1	GIRLS	946	53.4	316	45.4
Row 2	BOYS	825	46.6	380	54.6
Row 3	Totals	1771	100%	696	100%

Instructions:

*Number of 8th grade students & below used in Column 3 and Column 4 calculations: 44

- Determine the total number of girls enrolled, (place in Row 1, Column 1). Determine the total number of boys enrolled, (place in Row 2, Column 1).
- Add the total number of girls and boys enrolled to determine total enrollment, (place in Row 3, Column 1).
- Calculate the percentage of total enrollment that is female. (Divide Row 1, Column 1 by Row 3, Column 1 and place in Row 1, Column 2.) Calculate the percentage of total enrollment that is male. (Divide Row 2, Column 1 by Row 3, Column 1 and place in Row 2, Column 2.) Note: Row 1, Column 2 plus Row 2, Column 2 should total 100%.
- Ask coaches to confirm the names of those individuals who are on the team as of the first **date of regular season competition**, and cross out the names of those who were cut from the team or quit the team prior to the first regular season competitive event. Determine the total number of interscholastic athletics participants that are girls, (and place in Row 1, Column 3). In order to determine the total number of athletics participants, an individual should be counted each time he or she participates on a team. For example, if Jane Doe competes on the varsity volleyball team, the junior varsity volleyball team, the junior varsity basketball team, and the varsity softball team, she should be counted as four participants (**do not include club or intramural sports participants, cheerleaders, dance teams, or pom squads**). Calculate the same way for boys and girls. * In addition, should 8th grade students and below play on a Freshman, Junior Varsity, or Varsity team, they should also be counted for each team and sport on which they participate. If applicable, please asterisk in the above notation as to how many 8th grade students & below are included in the totals.
Using the same procedure, determine the total number of interscholastic athletic participants that are boys, (and place in Row 2, Column 3). Add Row 1, Column 3 plus Row 2, Column 3 to get total participants and place in Row 3, Column 3.
- Calculate the percentage of female participation. (Row 1, Column 3 divided by Row 3, Column 3 and place in Row 1, Column 4.) Calculate the percentage of male participation. (Row 2, Column 3 divided by Row 3, Column 3 and place in Row 2, Column 4.) Note: Row 1, Column 4 plus Row 2, Column 4 should total 100%.

Note: While being within three percent is not a formal compliance standard, if the percent listed in Row 1, Column 4 is within 3% of Row 1, Column 2, then it provides a good target within which compliance is likely.

Principal's Signature: R. J. Boehm Date: 4/15/10



**2009-2010
ACCOMMODATION OF INTERESTS AND ABILITIES
SUMMARY PROGRAM CHART (FORM T-2)
PARTICIPATION OPPORTUNITIES: TEST TWO - PROGRAM EXPANSION**

		Column 1	Column 2	Column 3	Column 4	Column 5
Program		Number of Teams Currently Offered	Number of Participants	Number of Teams Added Since the beginning of the 2005-2006 School Year	Current Number of Participants for the 2009-2010 school year who are playing on teams added since the 2005-2006 School Year	Percent of Total Participation By Sex Added Since the beginning of the 2005-2006 School Year
GIRLS Row 1	varsity:	10	199	-0-	-0-	
Row 2	j.v.:	6	80	-0-	-0-	
Row 3	frosh:	4	37	-0-	-0-	
Row 4	total:	20	316	-0-	-0-	-0-
BOYS Row 5	varsity:	9	242	-0-	-0-	
Row 6	j.v.:	5	92	-0-	-0-	
Row 7	frosh:	4	46	-0-	-0-	
Row 8	total:	18	380	-0-	-0-	-0-

- 1) For Column 1, list the number of interscholastic teams offered for girls and boys at each competitive level (varsity, junior varsity, and freshman). For girls, total each of the entries in Rows 1, 2, and 3 into Row 4. For boys, total Rows 5, 6, and 7 into Row 8.
- 2) For Column 2, list the number of participants at each level. For girls, total each of the entries in Rows 1, 2, and 3 into Row 4. For boys, total Rows 5, 6, and 7 into Row 8. Note: The totals in Row 4 for girls and in Row 8 for boys must be the same as the totals in Form T-1, Column 3, Rows 1 and 2 respectively.
- 3) For Column 3, list the number of interscholastic teams that have been added in the last five years at each competitive level. Count each team added during the 5 year period only one time. e.g. Girl's junior varsity soccer was added 3 years ago, count the team only once, not 3 times. For girls, total the entries in Rows 1, 2, and 3 into Row 4. For boys, total Rows 5, 6, and 7 into Row 8.
- 4) For Column 4, list the number of participants that are currently on each level of the teams that were added in the last five years. If a team was added previously but no longer exists, there are no current participants to be added for that team. For girls, total the entries in Rows 1, 2, and 3 into Row 4. For boys, total Rows 5, 6, and 7 into Row 8.
- 5) For Column 5, calculate the percentage of participants that have been added in the last five years. For girls, take the number in Column 4, Row 4 and divide by the number in Column 2, Row 4. For boys, take the number in Column 4, Row 8 and divide it by the number in Column 2, Row 8.
- 6) **Note: If the percentage of current participants added in the last five years is 25% or greater for the underrepresented sex (most likely girls), compliance with Test Two may be possible. If less than 25%, then compliance with Test Three should be analyzed. CAUTION: 25% is not a formal compliance standard.**

Principal's Signature: R. J. Boehm Date: 4/15/10



2009-2010
ACCOMMODATION OF INTERESTS AND ABILITIES
SUMMARY PROGRAM CHART (FORM T-3)

KHSAA Form T3
Rev. 11/09

Participation Opportunities Test Three Full Accommodation

FOR ANY QUESTION ANSWERED "YES" IDENTIFY THE RESPECTIVE SPORT(S).

	GIRLS (Yes / No)		BOYS (Yes / No)
1. Based on the responses from your most recent student survey, is there sufficient interest to form a viable interscholastic team for a sport not currently offered? If yes, what sport?	NO		NO
2. For a sport not currently offered at the varsity level, is there sufficient interest based on your most recent Student Interest Survey to form a viable team for an interscholastic freshman team or junior varsity team?	NO		NO
3. For a sport currently offered at the interscholastic Junior Varsity or freshmen level, is there sufficient interest, based on your most recent Student Interest Survey, to form a varsity team?	NO		NO
4. If you answered YES to question (1), (2), or (3), are there enough high schools in the geographic area offering the sport (at the appropriate level) to allow for the development of a reasonable schedule of competition?	N/A		N/A
5. If you answered YES to question (1), (2), (3), or (4), are there enough high schools in the geographic area offering the sport (at the appropriate level) to allow for the development of a reasonable schedule of competition?	N/A		N/A

Remember, test three – full accommodation means addressing the unmet interest of the underrepresented sex (most likely girls), not the overrepresented sex (most likely boys).

Plans to Address Interest:

Principal's Signature: H. Jacob Baecher Date: 4/15/10



**2009-2010
ACCOMMODATION OF INTERESTS AND ABILITIES
SUMMARY PROGRAM CHART (FORM T-4)**

KHSAA Form T4
Rev. 11/09

Levels of Competition Test One

		Column 1	Column 2	Column 3
Girls	Team Levels	Number of Teams Currently Offered	Number of Participants	Percentage of Participants at Each Level
Row 1	varsity:	10	199	63%
Row 2	j.v.:	6	80	25%
Row 3	frosh:	4	37	12%
Row 4	total:	20	316	100%
Boys				
Row 5	varsity:	9	242	64%
Row 6	j.v.:	5	92	24%
Row 7	frosh:	4	46	12%
Row 8	total:	18	380	100%

- 1) Column 1, list the number of interscholastic teams offered for girls and boys at each competitive level; varsity, junior varsity, and freshman. (Refer to Form T-2, Accommodation of Interests and Abilities, Summary Program Chart 2, Column 1.)
- 2) For Column 2, list the number of participants at each level. For girls, total the entries in Rows 1, 2, and 3 into Row 4. For boys, total the entries in Rows 5, 6, and 7 into Row 8. (Refer to Form T-2, Accommodation of Interests and Abilities, Summary Program Chart 2, Column 2.)
- 3) For Column 3, calculate the percentage of female and male participants at each level.
 For girls' varsity, junior varsity, and frosh, respectively:
 - Divide Column 2, Row 1 by Column 2, Row 4, and place the percentage in Column 3, Row 1
 - Divide Column 2, Row 2 by Column 2, Row 4, and place the percentage in Column 3, Row 2.
 - Divide Column 2, Row 3 by Column 2, Row 4, and place the percentage in Column 3, Row 3.
 For boys' varsity, junior varsity, and frosh, respectively:
 - Divide Column 2, Row 5 by Column 2, Row 8, and place the percentage in Column 3, Row 5.
 - Divide Column 2, Row 6 by Column 2, Row 8, and place the percentage in Column 3, Row 6.
 - Divide Column 2, Row 7 by Column 2, Row 8, and place the percentage in Column 3, Row 7.

Principal's Signature: R. Jacob Boehm Date: 4/15/10



**2009-2010
ACTUAL EXPENDITURES - PROGRAM COMPARISON CHART 1 - (FORM T-35)
TO INCLUDE BOOSTER CLUB FUNDING**

KHSAA Form T-35
REV. 11/09

Sports	Equipment and Supplies		Travel		Awards		Coaches' salaries (to include supplemental and extended employment; dollar amount required)		Facilities improvements		Publications (if sport-specific)	
	School	Booster	School	Booster	School	Booster	School	Booster	School	Booster	School	Booster
<i>Totals</i>												
G 158,462												
B 197,350												
<u>355,812</u>												
G basketball	3080	3920	1250	400	125	708	10,500	4/3	1850	0	0	0
B basketball	3975	6240	1450	5168	125	767	9400	3/3	1850	0	0	0
G softball	3626	4760	1300	3530	125	895	4800	2/3	6600	0	0	0
B baseball	2930	8745	1850	8200	125	750	9200	6/3	1800	5500	0	0
G cross country	430	600	2200	0	125	550	2750	1.5/2	0	0	0	0
B cross country	430	375	2200	0	125	448	2750	1.5/2	0	0	0	0
G golf	300	350	330	0	125	410	3850	1/1	0	0	0	0
B golf	300	600	330	0	125	160	2950	2/2	0	0	0	0
G soccer	2400	4140	750	0	125	1125	6000	3/2	1500	525	0	0
B soccer	2400	5120	1150	0	125	1070	5250	2/3	1500	675	0	0
G swimming	595	4234	900	0	125	630	2500	1/1	0	0	0	0
B swimming	595	4234	900	0	125	630	2500	1/1	0	0	0	0

21,833
28,975
21,286
39,100
6,155
6,328
5,365
4,465
16,365
17,290
8,984
8,984

- Total expenditures on T-35 and T-36 on the 2009-2010 year report due by April 15, 2010 of each school year, should reflect the total monies spent (rounded off to nearest dollar) for the entire school year of 2008-2009 ending June 30, 2009.
- Booster Club Funding/Contributions must be included in the above expenditures total. (Note: It is illegal for coaches to be paid by Booster Clubs - Reference KHSAA Bylaw 27)

Principal's Signature: R. Sedboehr

Date: 4/15/10



**2009-2010
ACTUAL EXPENDITURES - PROGRAM COMPARISON CHART 2 - (Form T36)
TO INCLUDE BOOSTER CLUB FUNDING**

KHSAA Form T36
REV. 11/09

Sports	Equipment and supplies		Travel		Awards		Coaches' salaries (to include supplemental and extended employment; dollar amount required)			Facilities improvements		Publications (if sport-specific)	
	School	Booster	School	Booster	School	Booster	School	# Coaches for all levels / # Teams for all levels	School	Booster	School	Booster	
G track	3145	1950	1250	200	125	833	8250	3/2	2780	0	0	0	
B track	2080	4230	1250	3110	125	1135	8250	3/2	2780	1500	0	0	
G tennis	395	2209	400	638	125	315	3600	1/1	0	0	0	0	
B tennis	395	533	400	0	125	150	3200	1/1	0	0	0	0	
G volleyball	6675	4422	975	0	125	1155	9350	4/3	3250	0	0	0	
B wrestling	X	X	X	X	X	X	X	X	X	X	X	X	
G (list sport) FH	1409	6200	1260	0	625	1380	8100	5/3	1340	1785	0	0	
B football	16,210	4,900	5150	0	250	4380	29,750	10/3	2200	1750	0	0	
G (list sport)													
B (list sport)													

18,533
24,460
7,622
4,202
25,952
22,099
64,590

1. Total expenditures on T-35 and T-36 on the 2009-2010 year report due by April 15, 2010, should reflect the total monies spent (rounded off to nearest dollar) for the entire school year of 2008-2009 ending June 30, 2009.

2. Booster Club Funding/Contributions must be included in the above expenditures totals. Indicate percentage of total expenditures for each gender: (If disparities are obvious, list on your Corrective Action Plan (T-60) what action you will take to correct the problem.)

#	Gender	%	Expenditures	Percentage
380	Boys	55	\$ 1,944,845	55%
316	Girls	45	\$ 1,594,304	45%
Total:			\$ 3,539,149	100%

Principal's Signature: R. Jacobson Date: 4/15/10



2009-2010 KHSAA TITLE IX ATHLETICS AUDIT (Form T-41)
Checklist - Overall Interscholastic Athletics Program

KHSAA Form T-41
Rev. 11/09

DIRECTIONS:

For the Areas of Compliance (Opportunities and Benefits) listed on the left hand side of the page, place a checkmark under the appropriate column identifying whether your school provided an advantage to the Girls' Program, or to the Boys' Program or to Neither Program. A review of T-35 and T-36 spending patterns might be helpful in completing this form.

Areas of Compliance:	ADVANTAGE TO:		
	GIRLS' PROGRAM	BOYS' PROGRAM	NEITHER PROGRAM
OPPORTUNITIES			
Accommodation of Interest and Abilities			X
BENEFITS			
Equipment and Supplies			X
Scheduling of Games and Practice Time			X
Travel and Per Diem Allowances			X
Coaching			X
Locker Rooms, Practice and Competitive Facilities			X
Medical and Training Facilities and Services			X
Publicity			X
Support Services			X
Housing and Dining			X
Tutoring			X
Athletic Scholarships			X

If an advantage/inequity is indicated, corrective action should be shown on the Corrective Action Plan, Form T-60.

Principal's Signature: *R. J. Balch* Date: 4/15/10



**2009-2010 TITLE IX
CORRECTIVE ACTION PLAN
(FORM T-60)**

SCHOOL NAME _____ MALE _____

DIRECTIONS:

- For Column 1, indicate the intended area (Opportunities or Benefits) which needs corrective action in order to achieve gender equity. For Column 2, write the suggested change or activities that will correct the area in need of alteration. For Column 3, include the estimated completion date for the changes or activities.
- It is possible to attain compliance with Title IX and no longer need "corrective" action. However, the KHSAA strongly encourages compliant schools to identify items for improvement (Column 1), activities to accomplish the improvement (Column 2) and a timetable for completion (Column 3) that will strengthen the athletic program.
- You may copy this form as needed. Please attach corrective action plans along with audit forms and submit by April 15, 2010.

COLUMN 1	COLUMN 2	COLUMN 3
SPECIFIC ITEM FOR CORRECTION/ IMPROVEMENT	PLAN FOR SUGGESTED CHANGE	START DATE AND COMPLETION DATE OF CORRECTIVE ACTION
Improvement of Softball Facility	Add dugouts, windscreen, reseed outfield, add additional conditioner to infield dirt; paint dugouts; design and install backstop padding	Dugouts constructed and being utilized; outfield reseeded; infield reconditioned; dugout and facility painting scheduled; backstop padding installed
Preparation of Athletic Handbook	Written handbook covering all athletic policies and procedures	Manual to be completed for 2010-11 school year
Coaches on staff for softball/baseball	Increase number of coaches in softball	For 2009-10 school year, three assistant coaches were certified and hired to assist Softball
Office Space for Paraprofessional coaches	Identify and designate office space for paraprofessional coaches at Male	Office space was identified in a room inside the Small Gym for use by paraprofessional coaches; the room was previously utilized by football coaches who have been moved
Locker room space for all teams	Designate locker room space for ALL teams	Completed
Basketball travel	Review travel plans in girls/boys basketball to ensure equity and compliance with Title IX	Completed; As girls basketball did not want to travel, boys basketball was restricted to a 75 mile radius for holiday travel; a new girls basketball coach has been hired
Add FR girls basketball	Add FR girls basketball team in 2010-11	A new coach has been hired and it is expected that the school will have a girls FR basketball team in 2010-11

Principal's Signature: P. Sec Baker

Date: 4/15/10



**INTERSCHOLASTIC ATHLETICS
SURVEY (FORM T-63)
Summary of Student Responses**

KHSAA Form T63
Rev.11/09
Page 1/3

2009-10

School Year: _____

LOUISVILLE MALE

School Name: _____

Enrollment
(9-12 Grade): _____ (SHOULD AGREE WITH FORM T-1, COLUMN 1, ROW 3)

Number of 9-11 Grade Students Surveyed: _____

Number of 8th Grade Students Surveyed: _____

04/06/10

Date: _____

JOHN KELSEY, ATHLETIC DIRECTOR

Completed By: _____

Instructions:

1. Summarize the Student Athletics Interest Surveys Form T-61 by listing the total number of responses on the line next to each sport.
2. Under the Other Category please provide a listing of the sports as well as the number of students who are interested in participating.
3. Please sign and date this Summary Form (T-63) and mail this Summary Form only to the KHSAA by April 15. Do not mail the student surveys (Form T-61). However, these Forms should be maintained in your files in the event they are requested subsequently.

2009/10

1331 Number of Surveys
1169 Total Returned (*A minimum of 80% return is expected*)
9-11 Grades Surveyed (*Should be grades 9-11 and 8th grade if school has a feeder system*)

Who Administered The Survey? ATHLETIC DIRECTOR/COACHES
 How Was The Survey Administered? FIRST PERIOD HOME ROOMS
 Give details on how it was administered and to which school group, Example: English classes, or all home rooms, etc. or advisee/advisor?)

KHSAA Sanctioned Fall Sports (*List Total Number of Participation Responses*)

44 Cross Country (Girls)
51 Cross Country (Boys)
239 Football (Boys)
39 Golf (Girls)
69 Golf (Boys)
92 Soccer (Girls)
111 Soccer (Boys)
59 Volleyball (Girls)

Winter Sport (List Total Number of Participation Responses)

<u>80</u>	Basketball (Girls)
<u>226</u>	Basketball (Boys)
<u>69</u>	Indoor Track (Girls)
<u>109</u>	Indoor Track (Boys)
<u>63</u>	Swimming & Diving (Girls)
<u>61</u>	Swimming & Diving (Boys)
<u>55</u>	Wrestling (Boys)

Spring Sport (List Total Number of Participation Responses)

<u>130</u>	Baseball (Boys)
<u>75</u>	Fast Pitch Softball (Girls)
<u>31</u>	Tennis (Girls)
<u>36</u>	Tennis (Boys)
<u>73</u>	Track (Girls)
<u>113</u>	Track (Boys)

Non-KHSAA Championship Sports (From Student Survey T-61 Question 10)

<u>47</u>	Archery
<u>84</u>	Field Hockey
<u>138</u>	Bowling
<u>66</u>	Gymnastics (Boys)
<u>96</u>	Gymnastics (Girls)
<u>36</u>	Ice Hockey
<u>101</u>	Lacrosse (Boys)
<u>82</u>	Lacrosse (Girls)
<u>28</u>	Rifle
<u>22</u>	Rodeo
<u>11</u>	Slow Pitch Softball
<u>27</u>	Volleyball (Boys)
<u>4</u>	Water Polo
<u>231</u>	Weightlifting
<u>59</u>	Other sports not listed _____

Number of Students who participate in Intramural Sports
(From Student Survey T-61 Question 5)

Sport	Number
NO INTRAMURAL SPORTS OFFERED	

List Intramural Sports students are interested in adding:
 (From Student Survey T-61 Question 6)

<u>Sport</u>	<u>Number</u>
POWDER PUFF	188
GYMNASTICS	141
ICE HOCKEY	22
WRESTLING	44

Participation in Non-School Sports Activities
 (From Student Survey T-61 Question 7)

<u>Sport</u>	<u>Number</u>
CHEERLEADING	41
LACROSSE	167
STEP TEAM	55
DRAMA/THEATRE	101
DANCE TEAM	38

Reasons for not participating in interscholastic athletics
 (From Survey Question 8)

- 201 I prefer other activities such as band, chorus, etc.
- 377 I don't have time
- 198 The practice schedules and game times are inconvenient
- 288 The sport I like isn't offered
- 219 It's too expensive
- 196 I prefer to participate in club or intramural sports
- 283 Working
- Other: _____

Student Suggestions to encourage participation

More pep rallies; provide transportation home from practices; eliminate Saturday practices; provide additional tutoring for academics


 Principal's Signature

4-15-10
 Date



INTERSCHOLASTIC ATHLETICS
SURVEY (FORM T-63)

Summary of Student Responses

KHSAA Form T63
Rev. 11/09
Page 1/3

2009-10

School Year: _____

School Name: LOUISVILLE MALE

Enrollment
(9-12 Grade): 1771

Number of 9-11 Grade Students Surveyed: 1331

Number of 8th Grade Students Surveyed: -0-

Date: 04/06/10

Completed By: JOHN KELSEY, ATHLETIC DIRECTOR

Instructions:

1. Summarize the Student Athletics Interest Surveys Form T-61 by listing the total number of responses on the line next to each sport.
2. Under the Other Category please provide a listing of the sports as well as the number of students who are interested in participating.
3. Please sign and date this Summary Form (T-63) and mail this Summary Form only to the KHSAA by April 15. Do not mail the student surveys (Form T-61). However, these Forms should be maintained in your files in the event they are requested subsequently.

1331

- 1331 Number of Surveys
- 1169 Total Returned (*A minimum of 80% return is expected*)
- 9-11 Grades Surveyed (*Should be grades 9-11 and 8th grade if school has a feeder system*)

Who Administered The Survey? ATHLETIC DIRECTOR/COACHES

How Was The Survey Administered? FIRST PERIOD HOME ROOMS

Give details on how it was administered and to which school group, Example: English classes, or all home rooms, etc. or advisee/advisor?)

KHSAA Sanctioned Fall Sports (*List Total Number of Participation Responses*)

- 44 Cross Country (Girls)
- 51 Cross Country (Boys)
- 239 Football (Boys)
- 39 Golf (Girls)
- 69 Golf (Boys)
- 92 Soccer (Girls)
- 111 Soccer (Boys)
- 59 Volleyball (Girls)

May 28, 2010

Martha Mullins
Title IX
KHSAA

RE: LOUISVILLE MALE HS

Ms Mullins,

Enclosed please find our corrected T-63 form. Also, you will find enclosed a number of pictures noting improvements to our Softball facility. We hosted District Softball this year and I think you will see that our facility was dramatically improved from years past. We have made a number of improvements and continue to look at what we can do to ensure that our Softball and Baseball facilities are comparable/equitable.

I will be working on our Athletics Handbook this summer with the target date of completion being July 14, 2010. This date is when I will hold our mandatory Coaches Meeting with ALL head and assistant coaches in all sports.

Thank you,


John Kelsey


Athletic Director

Louisville Male High School

4409 Preston Hwy

Louisville, KY 40213

(502) 485-8972



**KHSAA TITLE IX RE-VISIT
FINAL AUDIT REPORT**

(For schools re-visited during the 2009-2010 school year)

School: **Louisville Male High School**
Prepared By: **Martha Mullins**
Date of Re-Visit: **November 17, 2009**
Telephone Number of Reviewer: **(859) 299-5472**
Reviewed By: **Darren Bilberry, Asst. Commissioner**

1. Completed Required Forms

Verification of Forms (Form GE-50) Yes No

Participation Opportunities Summary Chart (Form T-70) Yes No

Benefits Summary Charts (Forms T-71 & T-72) Yes No

Benefits Publicity (Form T-73) Yes No

Corrective Action Plan Summary Charts (Form T-74) Yes No

2. Opportunities Component of Title IX Compliance

Area of Compliance:
(Check One or More)

	A	Substantial Proportionality
	B	History and Continuing Practice Of Programs Expansion
X	C	Full and Effective Accommodation of Interest and Abilities

A). Was the Substantial Proportionality Test (T-1) an area in which the school met Title IX Opportunities compliance?

Yes No

Comments:

B). Was the History and Continuing Practice of Program Expansion Test (T-2) an area in which the school met Title IX Opportunities compliance?

Yes No

Comments:

C). Was the Full and Effective Accommodations of Interest and Abilities Test (T-3) an area in which the school met Title IX Opportunities compliance?

Yes No

Comments: In addition to offering all KHSAA-sanctioned sports except wrestling, the school's athletics program sponsors field hockey for girls at the varsity, junior varsity, and freshman levels. The athletics program recognizes the bowling and lacrosse teams, but it was not clear from past records that they had emerged from club sport status.

3. Is the school's most recent Student Interest Survey accurate in relation to the assessment of Interests & Abilities?

Yes No

Comments:

4. Checklist of the Title IX Components of the Interscholastic Program

Benefit to Students	Satisfactory	Deficient	Comments
Accommodation of Interests and Abilities	X		The school has met the standard for compliance with Test 3 in 2009-2010.
Equipment and Supplies	X		No policy was found on provision of equipment or what constituted standard issue to athletes. Uniforms displayed were of comparable quality. The school has a rotation plan for replacement of uniforms. Equipment and supplies reviewed appeared equitable.
Scheduling of Games and Practice Time	X		The school has met the KHSAA requirement for scheduling girls' basketball HOME games in 2009-2010. No policy was found on scheduling of contests and procedure for approval.
Travel and Per Diem Allowances		X	No policy was found in the file addressing transportation mode, although the original on-site visit report cited no discrepancy in policy existing at that time. No guidelines were found for per diem, lodging, extended trips, or qualifying tournament expenses. A deficiency was recorded on the original on-site visit report in 2001-2002. Expenses for this benefit have continued to be skewed in favor of male athletes in general.
Coaching	X		Six of the head coaches for girls' teams are employed off campus whereas only one boys' team has an off-campus coach. Good effort to reverse this trend for girls' sports appeared to be continuing. Coaches employed for female athletes since the original visit reportedly are more experienced than previous coaches were. The current ratio of coaches to student-athletes is the same for both sexes.

Locker Rooms, Practice and Competitive Facilities	X		<p>General policies for use of facilities were not found in the permanent Title IX file.</p> <p>Shared facilities are scheduled equitably.</p> <p>Locker room and storage space is limited for all teams in comparable sports. The softball field is not on par for that sport as is the baseball stadium for its sport. Usage of the outfield for a practice football field has continued since the original visit, requiring annual reconditioning of the turf and disallowing permanent fencing. Updating of the press box, dugouts and other refurbishments, along with adding more storage space and covering the batting cage were recommended to improve the current state of the softball facility.</p>
Medical and Training Facilities and Services	X		<p>Athletic training services are available to all athletes.</p> <p>The primary weight room space is accessible and available for use by all teams. Inventory of equipment should be conducted to assure suitability for female teams. Consideration should be given to making the surroundings appear gender neutral as well.</p> <p>Several teams have purchased physical training equipment for use in spaces more convenient to their practice areas.</p>
Publicity		X	<p>No uniform policy was found to guide the athletic program in terms of individual or team achievement or recognition. This caused difficult evaluation of distribution and expenditures for awards on past annual Title IX reports and continues to be an issue.</p> <p>Equitable cheerleader selection and assignments have been achieved since the original visit.</p> <p>Media guides for boys' and girls' basketball, football, and softball were available for review and were similar in size and content.</p>

Support Services		X	Inaccurate data on expenditures were reported on Forms T-71 and T-72, preventing credible evaluation. No body of guidelines for general operation of the athletics program was available for review. Office space has been assigned to baseball, boys' and girls' basketball, football, and softball coaches only. Remodeling a part of a storage area off the court for a volleyball office has potential. Off-campus coaches are at a disadvantage: six out of seven of them coach girls' teams. Accessibility to coaches during the school day was reported to be by means of email, texting, or cell phone for those coaches.
Athletic Scholarships	N/A		
Tutoring	N/A		
Housing and Dining Facilities and Services	X		No policy was found in the file regarding provision of meal service for HOME competitions.
Recruitment of Student Athletes	N/A		

5. Brief Summary/Analysis of the Corrective Action Plan (Form T-74)

Focus has been on improving facilities (in particular, the softball field and tennis courts), purchasing capital equipment, and hiring additional coaches for softball. A persistent disparity in travel expenditures between female and male teams was noted; however, no solution has been reached to date.

6. Observed Deficiencies in Overall Girls and Boys Athletics Programs

Data reported on Forms T-71 and T-72 appeared to be expenditures reported on the 2008-2009 annual Title IX report rather than actual figures for the 2008-2009 school year. It was not clear whether previous fiscal data reported on annual Title IX reports were in the correct academic-year periods. Coupled with the lack of written policies for the athletics program, evaluation of the practices in operation at the school in terms of gender equity was limited to perceptions. There is a critical need for documentation and oversight.

7. KHSAA Recommended Action in relation to new deficiencies

By June 30, 2010, school personnel will submit a cohesive, comprehensive set of policies guiding the operation of the athletics program. **The focus of the policies should be to provide explicit means for monitoring gender equity. Minimum topics to be covered:**

*6/23/10
7/10/10
to be submitted
after 7/14/10
Hr*

A. The awards and recognition system for individual athletes and teams. To include lettering/annual awards; team awards; senior awards; awards ceremonies; banners; team photographs; placement of trophies; relocation of outdated or obsolete trophies/plaques; etc.; retirement of jerseys; Hall of Fame designation (if applicable); and/or other forms of athletic commendations given by the school

B. The selection and assignment of cheerleaders; assignment of dance team; and, other support groups, as applicable.

C. The provision of outlets for promotion of attendance at HOME contests, i.e., distribution of schedules; school public address announcements; newspaper; radio; internet notices, etc.

D. Travel: transportation; per diem; overnight trips (to include extended trips)

E. Meal service for HOME contests

F. Provision of equipment and supplies: basic items to be provided all teams; special items for certain teams (due to safety requirement, etc.) if indicated; procedure for the direct administrative oversight and approval for acquiring additional equipment or services

G. Generation and approval of practice and competitive schedules

H. Employment and retention of coaches, to include priorities given positions; evaluation process

I. Use of athletic facilities; priorities listed

J. Generation and approval of budgets; accountability for expenditures

8. KHSAA Recommended Action in relation to reoccurring deficiencies

A. **As an attachment to the annual Title IX report, due April 15, 2010**, school personnel will submit a **separate, itemized** analysis of travel expenditures for the 2007-2008 and 2008-2009 school years for male and female athletes.

NOTE: This action should be placed on Form T-60

B. **As an attachment to the annual Title IX report, due April 15, 2010**, school personnel will submit a diagram or listing of office space or conference area available to off-campus head coaches or designees. It should be a private, confidential space for conferring with student-athletes during the day.

C. **By February 15, 2010**, school personnel will provide visual documentation that the softball field turf has been repaired and is ready to fully accommodate practice and play for that team. Include as well a report on the progress made to that point in time on any planned updating of the field.

*OK
Submitted
3/23/10
T-2*

OK

*OK
Submitted
3/23/10
T-2*

9. PERSONNEL IN ATTENDANCE AT AUDIT MEETING

High School Title IX Coordinator: John Kelsey

District Level Title IX Coordinator: Cheryl Walker

Name	Title	Telephone
Leslie Scully	Girls' Basketball Coach	502-681-3065
Shelby Christensen	Cheerleader	502-935-3293
Kim Christensen	Parent	502-291-3293
John Hammond	Softball Coach	502-639-9930
John Kelsey	Athletic Director	502-485-8972
Jason Neoss	Boys' Track Coach	502-552-9308
Jeff Johnston	Girls' Soccer Manager	502-553-0296
Katie Johnston	Student-athlete	502-599-3128
Taylor Hafling	Student-athlete	502-338-5741
Jenny McCarty	KHSAA Auditor	502-330-7616
Martha Mullins	KHSAA Auditor	859-299-5472

10. Comments:

School personnel were available and prepared for the on-site visit

The permanent Title IX file was organized for review. For the most part, the file was incomplete. According to school personnel, policies for guiding the athletics program were being developed but had not been finalized.

Through observation and the reports of operating procedures discussed with school officials and personnel during the on-site visit, it appeared the athletics program was equitable in its treatment of male and female student-athletes. However, final evaluation should be reserved until actual fiscal accounting data and program guidelines are reviewed.

The public meeting did not materialize.



Kentucky High School Athletic Association

KHSAA Title IX Audit Visit Sign In Sheet

School: MAGE TRADITIONAL SCHOOL

Date of Visit: 11/17/09

* High School Title IX Coordinator: JOHN KELSEY 4409 Preston Hwy (502) 485-8972
Name Address Phone

* District Level Title IX Coordinator: CHERYL WACKER 3332 Newburg Rd COV KY (502) 485-3041
Name Address Phone

Personnel in Attendance at Audit Meeting

PLEASE PRINT

Name	Title	Phone Number
<u>Leslie Scully</u>	<u>Girls Basketball Coach</u>	<u>502-681-3065</u>
<u>Shelby Christensen</u>	<u>Cheerleader</u>	<u>502 935-3293</u>
<u>KIM CHRISTENSEN</u>	<u>PARENT</u>	<u>(502) 291-3293</u>
<u>JOHN HAMMOND</u>	<u>SOFTBALL HEAD COACH</u>	<u>(502) 639-9930</u>
<u>John Kelsey</u>	<u>Athletic Director</u>	<u>(502) 485-8972</u>
<u>JASON NESS</u>	<u>Track Coach (Boys)</u>	<u>502 552-9308</u>
<u>Jeff Johnston</u>	<u>Girls Soccer Manager</u>	<u>502-553-0296</u>
<u>Katie Johnston</u>	<u>Soccer Player</u>	<u>502-599-3128</u>
<u>Taylor Hafling</u>	<u>Soccer Player</u>	<u>502-338-5741</u>
<u>Jenny McLarty</u>	<u>Auditor</u>	<u>502-330-7614</u>
<u>Martin Vulliamy</u>	<u>KHSAA Auditor</u>	<u>(859) 299-5472</u>

Durrent Lane

Carroll Ave.

Preston Highway

Louisville Male High School

Staff and Visitor
Parking Lot

Gheenes
Professional
Development
Academy

Small
Gym

Large
Gym

Weight/
Training
Room

Tennis Courts

Soccer Field

Football Stadium

Field Hockey Field

Baseball Field

Softball Field

Football Practice Field


6
7
8
9

20


1
2
3
4
5

- Facility Map Key**
- 1 - Athletic Director's Office
 - 2 - JV/Freshman Football Locker Room
 - 3 - Varsity Football Locker Room
 - 4 - Football Coaches' Office
 - 5 - Alumni Office
 - 6 - Girls' Basketball Locker Room & Office
 - 7 - Boys' Basketball Locker Room & Office
 - 8 - Softball Locker Room & Office
 - 9 - Baseball Locker Room & Office
 - 10 - Football Concession Stand
 - 11 - Administrative Offices
- ____ Located on Bottom Floor


54




Additional photos for your reference - Male
Softball field.



Male Softball field after installation of
\$1,995⁰⁰ "collegiate grade" backstop padding.



Male Softball Field after installation of outfield
purple windscreen and laser grading of infield dirt
at cost of approximately \$1,000.



Male Softball field after complete reseeding/seedling
of grass outfield at a cost of approximately \$600.
Also, note new outfield windscreen.



Male Softball "Tarp" cover which covers entire dirt infield. New product purchased for Softball as Baseball already had one.

NO Varsity games rained out this year - in the past this had been an issue.



Top Picture: Male Softball dugouts after custom trim painting
Bottom Picture: Male Baseball dugout